

Dear Parents,

Your child is a very important individual. The first experiences in school will have a great deal to do with the shaping of his/her educational growth.

At Redeemer Christian School, we welcome the Pre-school child as an individual. We try to understand your child and help him/her grow and develop in healthful, happy ways.

This booklet is designed to help you, as a parent, understand how the school proposes to share with you the early educational experiences of your child. We invite you, everyone, to help us in making these experiences more effective. We trust, also, that they may be as delightful to you as we hope to make them for your children.


OUR HOPE

We are confident that, with mutual understanding and cooperation in matters presented in this booklet, we shall experience a very helpful and inspiring year together in pursuing a common cause; namely that of bringing a child, whom you and we love, one year closer to maturity in a God-pleasing manner.

May the Lord bless your efforts at home and ours here at school in our striving toward this noble goal.

In His Service,

The Redeemer Christian School Staff



REGISTRATION

Applications will be accepted after January 1st for the coming fall classes until the two classes are each filled with the maximum of children. A copy of the child's birth certificate must be presented at the time of registration. The Health Record Form, which is given to parents, must be completed and returned to the school office no later than the first day of school unless extension of time is granted for a specific reason.


ADMISSIONS POLICY

Redeemer Christian School admits students of any race, color, national and ethnic origin to all rights, privileges, programs and activities generally accorded or made available to students at the school. It does not discriminate on the basis of race, color, national or ethnic origin in administration of its educational policies, admission policies, scholarship and loan programs, and athletic and other school-administered programs.

NON-DISCRIMINATORY POLICY

Redeemer Christian School believes that educational opportunities and programs should be open to boys and girls on an equal basis, and that employment opportunities be available to men and women equally. This is also prescribed by Title IX of the Education Amendments of 1972. We, therefore, do not discriminate on the basis of sex in employment practices.

However, since most teacher education graduates are women, it may be that teacher selection practices result in a slight majority of female teachers. (Inquiries about the non-discrimination policies of Redeemer Christian School may be referred to Alicia Lenczewski, 2141—5th Street, Cuyahoga Falls, Ohio 44221.)



TRANSPORTATION

Transportation will be provided by the parents.

PICK-UP SAFETY


Before the school year begins each parent will be given two name strips with your child's name printed on them. These strips will be used when you pick your child up from school each day. When you pull up in the turn-around drive to pick up your child you will show this name strip so the teacher knows which student you are picking up. These name strips will be used until the teachers get familiar with who is picking up your child. If someone arrives to pick up your child and DOES NOT have this name strip, they will be asked to go to the parking lot and come into the office. The early childhood teacher will check the emergency medical form to see if this person is listed and will ask to see their driver's license. If they are not listed on the emergency medical form, they WILL NOT be permitted to take your child. Also, please be sure to keep the name strips in your car through the entire school year for days when the class may have a substitute teacher.

All parents need to be sure the seats your children use in your vehicle are on the side where the teacher will put your child into the vehicle (curbside). We do not want to be walking around other vehicles to load children. Please be patient and wait your turn to exit the school drive. DO NOT drive around the others who are still waiting in the school drive. This is for the safety of all the children.

PLEASE DO NOT EXCEED 10 MPH WHEN DRIVING IN THE TURN AROUND TO PICK UP YOUR CHILD.

SCHOOL CLOSING

In case of extreme weather, or other emergencies, please check the school website. You can also check the local TV stations. Usually, if Cuyahoga Falls schools close, we will be closed. You may also sign up to receive a Remind message when we are closed.



COMMUNICATION

Each month a classroom newsletter with a calendar attached will be sent home. Please be sure to put this in a safe spot so you are aware of what we are doing in the classroom. Weekly reminders will be sent home when applicable. Your child will have a take home folder that comes home every day. This will be our way of communicating. Please be sure to check this folder on a daily basis and we will do the same.

REPORTING PROGRESS

Reporting of the child's progress will be done through two parent/teacher conferences during the year. Parents will receive written progress reports at these times.

RETENTION


On occasion it may be necessary for a child to repeat the Pre- Kindergarten experience. This will be determined only after very careful study and conferences with the parents. The school psychologist may need to be consulted before a final decision is made.

VISITORS (Please see Reopening Guidelines)

We welcome adult visitors at any time. Children accompanied by an adult are also welcome. All visitors must check in with the school office upon arrival.

SNACKS (Please see Reopening Guidelines)

Parents will be asked to send in healthy snacks that can be shared by the whole class. (Ex., Fish Crackers, Graham Crackers, etc.) Throughout the school year, notes will be sent home when snacks need replenished. Parents will be made aware if any food allergies are present and also given a list of acceptable snacks if applicable.



ROOM PARENTS

We will have one room parent chairperson for each class. They will be calling you about sending refreshments for the special occasions indicated under parties.

PARTIES

The class will celebrate each birthday and will also celebrate summer birthdays during April and May. Parents of birthday children may send a special treat, but they need not feel obligated to do so since the class will celebrate regardless.

CLASSROOM PARTIES (No Parents during COVID restricted times)

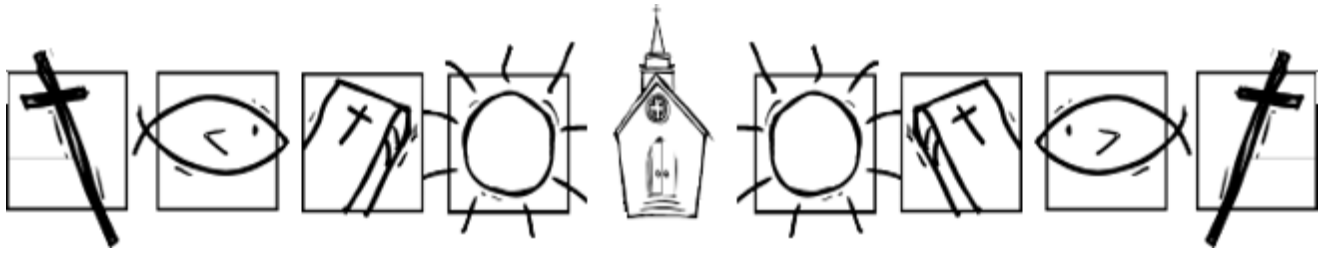
We will have special refreshments on other occasions such as Thanksgiving, Christmas, Valentine's Day and Easter. There will be no costume party for Halloween. We will exchange valentines for Valentine's Day. We will also celebrate other fun events as well. Please watch the monthly newsletter.

RECESS

The children will go outside for recess on a daily basis as weather permits. Please be sure your child is dressed appropriately, especially during the winter months (hat, gloves, boots). Please DO NOT send umbrellas with your children on rainy days. These are a safety hazard.

NAPS

Nap time is required by the state of Ohio. Children are required to lay down and have quiet time for at least 45 minutes. After that amount of time the children who are not sleeping may get up and do quiet activities for the rest of nap time. We ask that you provide a blanket, pillow and stuffed animal. We will provide a bag for your child to use to keep their nap items in. We will send the nap bag home at the end of the week for



you to wash and return at the start of each week.

One cot or mat shall be available for each child who remains more than five consecutive hours in the program.

(1) Each cot or mat, with individual bedding, shall be labeled in some manner as to who is assigned to use the cot and shall be for the exclusive use of each child between sanitation procedures.

(2) Cots, mats, and individual bedding shall be thoroughly cleaned with an appropriate germicidal detergent and regularly sanitized before assignment for use by another child.

(3) Cots and mats are to comply with rule [5101:2-12-20](#) of the Administrative Code.

SCHOOL PICTURES

Class composite and individual pictures are taken each year in the fall. You will be notified in advance the day on which pictures will be taken.

MEDICAL DATA


A child must have had all immunizations required by the state before entering Pre-Kindergarten. These immunizations include:

4-DTP Immunizations (Diphtheria, Tetanus, Pertussis)

3-Polio Immunizations

1-MMR

3-HIB (Haemophilus Influenza B) - must have at least one after 15- months



3-Hepatitis B

1-Var

4-PCV=Pneumo

2-HepA

Your child must also have had the tuberculin test. This information must be recorded on the *Health Record Form*. The Ohio Department of Education requires that all Early Childhood families are given information about the Medicaid early and periodic screening, Diagnostic and Treatment Program.


Please go to: <http://medicaid.ohio.gov/FOROHIOANS/Programs/Healthchek.aspx>

POLICY ON COMMUNICABLE DISEASES

A person trained to recognize the common signs of communicable disease or other illness shall observe each child daily as he/she enters a group. A "person trained to recognize the common signs of communicable disease: means any person trained in prevention, recognition, and management of communicable diseases as required by paragraph (D) of rule 3301-37-07 of the Administrative Code.

The following precautions shall be taken for children suspected of having a communicable disease:

The program shall immediately notify the parent or guardian of the child's condition when a child has been observed with signs or symptoms of illness.



A child with any of the following signs of symptoms of illness shall be immediately isolated and discharged to his/her parent or guardian: Diarrhea (three or more abnormally loose stools within a twenty-four hour period);

Severe coughing, causing the child to become red or blue in the face or to make a whooping sound;

Difficult or rapid breathing d) Yellowish skin or eyes;

Redness of the eye or eyelid, thick and purulent (pus) eye discharge, matted eyelashes, burning, itching or eye pain;

Temperature of one hundred degrees Fahrenheit taken by the auxiliary method when in combination with other signs of illness;

Untreated infected skin patch(es);

Unusually dark urine and/or gray or white stool;

Stiff neck with an elevated temperature;


Evidence of untreated lice, scabies, or other parasitic infestation;

Sore throat/Difficulty swallowing; or

Vomiting more than one time or when accompanied by any other sign or symptom of illness

A child with any of the following signs or symptoms of illness shall be immediately isolated from other children. Decisions regarding whether the child should be discharged immediately or at some other time during the day while isolated at the program, shall be carefully watched for symptoms listed in paragraph (B)(2) or this rule as well as the following:

a) Unusual spots or rashes; or



b) Elevated temperature

Programs shall follow the Ohio Department of Health's posted "Communicable Disease Chart" for appropriate management of suspected illnesses.

A child isolated due to suspected communicable disease shall be:
Cared for in a room not being used in the preschool program;
Within sight and hearing of an adult at all times. No child shall ever be left alone or unsupervised;

Made comfortable and provided with a cot/mat or crib for infants. All linens and blankets used by the ill child shall be laundered before being used by another child. After use, the cot shall be disinfected with an appropriate germicidal agent, or, if soiled with blood, feces, vomit or other body fluids, the cot shall be cleaned with soap and water and then disinfected with an appropriate germicidal agent.

Observed carefully for worsening condition; and


Discharged to parent, guardian, or person designated by the parent or guardian as soon as practical.

Policy for management of communicable disease

All staff members shall be trained to recognize symptoms by Doctor, Nurse, or Red Cross, usually a minimum of a 6-hour course.

A child must be free of symptoms for 24-hours before returning to school.

The director, nurse, teacher or secretary will immediately notify by phone the parent or guardian when a child is exhibiting signs or symptoms of illness.



A person trained to recognize the common signs of communicable disease or other illness shall observe each child daily as he enters a group. A “person trained to recognize the common signs of communicable disease” means any person trained in prevention, recognition by paragraph (D) of rule 3301- 37-07 of the Administrative Code.

A written note will go home with each child thought to be exposed to any communicable disease.

A child isolated due to suspected communicable disease shall be cared for in a room or portion of a room not being used in the preschool program.

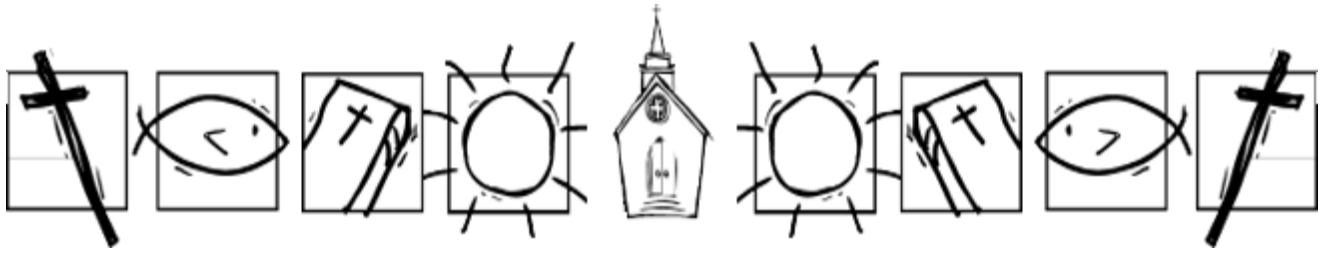
A child isolated due to suspected communicable disease shall be within sight and hearing of an adult at all times. No child shall ever be left alone or unsupervised.

Redeemer Christian School staff will not give any medication to any child at this center unless proper forms have been completed and the medication given to the principal or secretary.

In extreme emergency:

The director, teacher, secretary or volunteer will call the parent or guardian, or other provided emergency number, or take the child (using the emergency medical form provided) to the hospital for emergency treatment. The director or available teacher or secretary will transport the child to the nearest facility.

If necessary, call 911.



The director or available teacher or secretary will transport the child to the nearest facility.

Medication

Prior to administering a prescription or nonprescription medication, food supplement, or medical food, the program shall ensure that:


(i) The written instructions of a licensed physician or licensed dentist as appropriate are on file.

(ii) Each time medication, medical food, or a food supplement is administered, a written record or log including dosage, date, and time shall be made. That record or log shall be kept on file for one year.

(iii) Only employees who are health professionals or who have completed a drug administration training may administer medication pursuant to section [3313.713](#) of the Revised Code.

(iv) Medication shall be stored in a designated locked storage place, except drugs requiring refrigeration shall be kept in a refrigerator not accessible to children. Emergency medication may be kept in an unlocked storage place as long as it is out of reach of children.

(v) Parent permission is needed for the application of topical products and lotions and is to be applied according to the manufacturers instructions.



COMMUNICABLE DISEASES

(Current COVID guidelines at redeemerlutheran.us) Since your child will come in contact with many others at school, be alert to symptoms of illness. To avoid unnecessary risk, keep your child at home if some of the following symptoms are shown:

- Flushed skin and other signs of abnormal temperature
- Runny nose, excessive coughing and wheezing, sore throat
- Skin rashes or peeling, sores around mouth, hands or body

In cases of absence, please call the school office stating the reason for the absence. Also, please send in a written excuse from a medical office to the office/teacher the day your child returns to school.


If a child becomes ill at school, the parents will be notified to come and pick up the child.

The teacher should know whom to call in case no parent is available during the regular school session. This information is on the *Emergency Medical Form*, and also, keep the teacher up-to-date on any changes that occur in this matter.


PLEASE REPORT TO THE SECRETARY OR PRINCIPAL IF A COMMUNICABLE DISEASE (SUCH AS STREP THROAT, PINK EYE, COVID, ETC.) IS DIAGNOSED.

POLICY ON THE MILDLY ILL CHILD

This child does not have symptoms as listed above. They may attend class but parents may not want them to take part in recess or other



physical activities. This child will stay with the Principal during recess time.



DRESS CODE

PHILOSOPHY

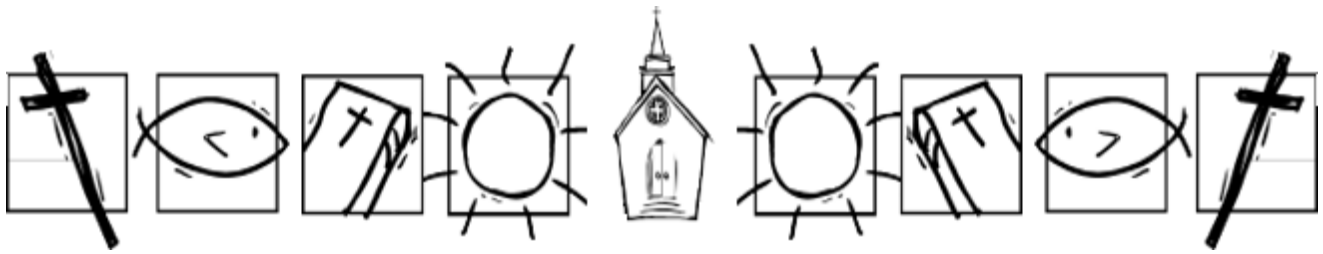
We believe that the student dress code is a valid concern of the Christian School and the Christian parent. We believe that the dress of our students directly reflects on our school and affects the self-image of the students and the learning environment in general.

We believe that the student dress is primarily the duty and responsibility of parents. Keeping in mind that God says all things should be done to His glory, that Christians are to be temperate and are not to give offense, we believe that our Christian attitudes should guide us as we project ourselves to other people.

The social graces, health, morality, common sense, decency, and cleanliness are guides for determining dress particularly appropriate to school. Situations and fashion trends may alter the type of clothing, but extremes at any time are in questionable taste. The school board has given the teachers and the principal the authority to make the final decision regarding the appropriateness of a student's clothing.

OBJECTIVES

- Provide a Christian witness
- Preserve and protect the health and safety of the students, staff, and property of the school.
- Promote a productive learning environment.



- Reduce/eliminate unnecessary distraction.

BOYS

SHIRTS

- Solid color plain cotton polo's (long or short sleeve), turtle necks, button down oxfords, sweatshirts, or sweaters - white, light blue, dark blue, red or black. Shirts must have a collar.
- No logos imprinted on any shirt except RCS apparel available in the office.
- Hooded sweatshirts and sweaters are not classroom wear.

PANTS

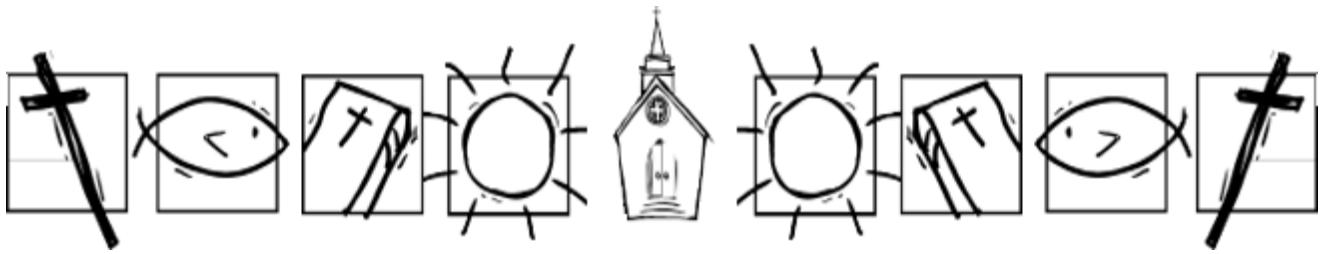
- Cotton dress pants (Dockers, Bugle Boy) - pleated or flat front—navy blue, black or khaki/tan
- **May wear elastic waist slacks

NO DENIM, CORDUROY, CARGO PANTS, PAINTER PANTS, WIDELEGS, OVERALLS, DRAWSTRINGS OR RIVETS. NO CARGO SHORTS.

SHORTS

- Style and colors are same as pants
- Length will be no shorter than 2 inches above the knee. NOT cover the kneecap.
- Shorts can be worn year round.





OTHER

- Hair must not touch collar.
- No earrings.
- Shoes must be neat and clean with no holes, and non-marking soles.
- No sandals or clogs. (Must be fully encircled – No open toe or open backs open sides.)
- Socks must be worn at all times.
- Clothes must not be excessively worn or have holes.

GIRLS


SHIRTS

- Solid color plain cotton polo's (long or short sleeve), turtle necks, button down oxfords, sweatshirts, or sweaters - white, light blue, dark blue, red or black. Shirts must have a collar.
- No logos imprinted on any shirt except RCS apparel available in the office.
- Hooded sweatshirts and sweaters are not classroom wear.

PANTS

- Cotton dress pants (Dockers, Bugle Boy) - pleated or flat front— navy blue, black or khaki/tan
- **May wear elastic waist slacks





SHORTS

- Style and colors are same as pants
- Length will be no shorter than 2 inches above the knee and will NOT cover the kneecap.
- Shorts can be worn year round.

SKORTS/SKIRTS/JUMPERS/POLO DRESSES

- Cotton or cotton twill in navy blue, black or khaki/tan only.
- Length will be no shorter than 2 inches above the knee.


OTHER

- Hair must be kept neat and clean
- No inappropriate jewelry
- Legging in solid navy or black maybe worn under skirts or jumpers.
- Shoes must be neat and clean with no holes and non -marking soles. No sandals or clogs. (Must be fully encircled—I.e. no open toes, open back, open sides.)
- Socks, tights or hose must be worn at all times
- Clothes must not be excessively worn or have holes.


GETTING ALONG

You can help your child to have an enjoyable school experience by keeping the following suggestions in mind:

1. Make your child feel secure and wanted at all times.




2. Teach your child to pray, and pray with your child.
3. Go with your child regularly to church and Sunday school.
4. Sing and read with your child.
5. Let your child make things with his/her hands.
6. Do not threaten your child in connection with school or his/her teacher.
7. Show an interest in what your child does.
8. Do not make fun of your child.
9. Laugh with, not at, your child.
10. Do not compare your child with other children in the family, school or neighborhood.
11. Remind your child to say "please" and "thank you" and to observe other courtesies.
12. Teach your child to take care of his/her belongings.
13. Be punctual and consistent in attendance.
14. Provide a good breakfast or lunch before sending your child to school.
15. Arrange regular sleeping hours for your child.
16. See that boots are large enough to take off alone and teach your child to put on and take off wraps.
17. Dress appropriately in washable, comfortable clothing.
18. Teach child to give full name, address and phone number.



19. Prevent toy guns, knives or other such things that may be dangerous from coming to school as they might injure your child or another.
20. Teach your child to attend to own toilet needs.
21. Give your child jobs to do at home and help him/her learn to do these jobs correctly.
22. Help your child to play fair with others and to enjoy sharing.

POLICY ON SAFETY

- A. An early childhood staff member in charge of a child or a group of children shall be responsible for their safety.
- B. No child shall ever be left alone or unsupervised.
- C. The teacher shall be at her door to greet children at arrival times.
- D. There is immediate access at all times to a working phone.
- E. A monthly fire drill, at varying times, and a record of drills shall be kept on file in the office.
- F. A person trained in first-aid shall be available at all times.
- G. When an accident or injury occurs, the center shall complete a report and file a copy in the office; one copy will be sent home.
- H. Use of any aerosols shall be prohibited when children are in attendance at the center.
- I. An early childhood staff member shall immediately notify the local



public Children's Service Agency when any child abuse or neglect is suspected.

J. A first-aid kit is kept in the office and the classroom.


K. Equipment and toys are inspected regularly and kept in good repair.

L. Parents are reminded to use seat belts at all times.

M. A cot is available for a sick child until picked up by a parent or guardian.

N. **The center's actual methods of discipline shall apply to all persons on the premises and shall be restricted as follows:**

1. There shall be no cruel, harsh, corporal punishment or any unusual punishments such as, but not limited to punching, pinching, shaking, spanking, or biting.
2. No discipline shall be delegated to any other child.
3. No physical restraints shall be used to confine a child by any means other than holding a child for a short period of time, so the child may regain control.
4. No child shall be placed in a locked room or confined in an enclosed area such as a closet, a box, or a similar cubicle.
5. No child shall be subjected to profane language, threats, derogatory remarks about him/herself or his /her family, or other verbal abuse.




6. Discipline shall not be imposed on a child for failure to eat, failure to sleep, or for toileting accidents.
 7. Techniques of discipline shall not humiliate, shame or frighten a child.
 8. Discipline shall not include withholding food, rest, or toilet use.
 9. Separation, when used as discipline, shall be brief in duration and appropriate to the child's age and developmental ability, and the child shall be within sight and hearing of an early childhood staff member in a safe, lighted, and well-ventilated space.
- O. The center shall not abuse or neglect children and shall protect children from abuse and neglect while in attendance in the early childhood program.

DIS-ENROLLMENT POLICY

The school reserves the right to withdraw a child from the Early Childhood Program if:

1. The child's needs cannot be met by this program's curriculum and resources. In this situation, a meeting would be held with the parents, teacher and principal.
2. The child is considered a detriment to other children or to the program.




If you have a complaint or concern regarding the preschool or pre-kindergarten program at Redeemer Christian School, please follow the chain of command listed below.

Mrs. Peak	3 Year old Preschool Teacher
Mrs. Shockley	Pre- Kindergarten Teacher
Mrs. Weese	Little Raiders Director
Mrs. Lenczewski	RCS Principal
Mr. Meyer	SchoolAdvisory Team Chairman

Ohio Department of Education (614-644-2603)

As a parent of Redeemer's Early Childhood Program, you have a right to request a copy of the inspection done by the State of Ohio. Please contact Mrs. Weese at kweese@redeemerlutheran.us if you wish to have a copy of this report.





SCHOOL DAY

Half Day Students

Monday/ Tuesday/Wednesday/ Thursday/Friday 8:45 am -11:00 am

Full Day Students

Monday-Friday 8:45 am – 3:00 pm

Morning drop off in the turn-around is 8:30 am to 8:45 am.

Afternoon pick up in the turn-around is 3:00 pm to 3:15 pm.


If you arrive after 3:15 pm for pick up, please park in the lot and walk into the office.

ENTRANCE

A child must have attained the age of 3 years on or before August 1 of the year the child is being enrolled.

SUPPLIES

Please see our Little Raiders school supply list. If you would like another copy you can contact Mrs. Peak or find it on our school website.



DAILY SCHEDULE

8:45	Arrival/Free Play
9:00	Opening/Circle Time
9:30	Center Activities
10:00	Recess
10:15	Snack
10:30	God Time
10:45	Prepare for Departure
11:00	Dismissal


ALL DAY PRESCHOOL

8:45 AM—3:00 PM

The morning schedule for the all day preschool program will be as previously described in this handbook.

AFTERNOON SCHEDULE

11:00	Restroom/Wash Hands
11:30	Lunch
12:10	Recess
12:30	Restroom/Prepare for Rest Time
12:45	Rest Time
1:30	Storytime
1:40	Center Activities
2:30	Clean up and prepare for dismissal
2:40	Recess
3:00	Dismiss



The activities in the afternoon will focus on science, social studies, and cooking. We will also do more activities to go along with our weekly morning Bible Stories.

Please pack a healthy lunch for your child. Listed below is an example of what food groups should be met for a healthy lunch:

- 1 Grain (Bread, Cereal, etc.)
- 1 Protein (Peanut Butter, Yogurt, Cheese)
- 2 or more Fruits/Vegetables
- 1 Dairy (Milk, Yogurt)



Hot Lunch

RCS has the option of hot lunch. The cost is \$3.50 per meal or single purchase milk for 50 cents. Please see the form for free or reduced lunch. Each month there will be a preorder form to come home.


Daily Activities

Circle Time

The day will begin with our welcome, prayer, calendar, and weather. Activities during this time will include songs, finger plays, stories, music, and other fun activities which will coincide with our weekly/monthly themes.

Centers

The center activities will be developed in order for the children to improve their fine and gross motor skills.



Recess

Weather permitting the children will be outside on the playground running, climbing, and enjoying the play equipment. If the weather does not allow, they will be in the gym.

God Time


Each day will conclude with God Time. The children will be introduced to a new Bible story each week. This story will be taught to the children through stories, songs, finger plays, flannel board, and many other fun, creative ways. In everything they are always learning about the love of Jesus!

Each week the students also have a short chapel service in the sanctuary with the Pre-K students.



PRESCHOOL OBJECTIVES

- To successfully work and play in a group setting
- To make good choices
- To develop listening skills
- To model Christian behavior
- To share time, attention, and possessions
- To introduce a school schedule
- To understand consequences
- To respect others and display good manners



- To praise our Redeemer and experience God's love through fellowship

BEHAVIOR POLICY

Expectations of behavior will be presented and discussed with the children during the first 2 weeks of school. In order for the children to grow emotionally, behavior issues will be handled on an individual basis. The behavior procedure will be as follows:

1. Warning that rules must be followed.
2. Time in a quiet area where the teacher or classroom aide will talk with the child and help them to appropriately overcome their feelings.
3. Note to parents if behavior continues.
4. On occasion, a child may be removed from the classroom if it is affecting the learning of other children.



PreKindergarten Program



4 & 5 Year Olds

SCHOOL DAY

Monday – Friday Mornings 8:45 am – 11:00

Monday – Friday All Day 8:45 am – 3:00 pm

ENTRANCE


A child must have attained the age of 4 years on or before August 1 of the year the child is being enrolled.

ASSIGNMENT TO AM OR ALL DAY PREKINDERGARTEN

Parents may choose either the morning or all day session for their child.

SUPPLIES

Please see our Little Raiders school supply list. If you would like another copy you can contact Ms. Shockley or you can find it on our school website.



PROMOTION

Children completing a successful year of Pre-Kindergarten will be promoted to Kindergarten (they must be 5 years old by August 1st and successfully complete Kindergarten screening).


BEHAVIOR POLICY

Expectations of behavior will be presented and discussed with the children during the first 2 weeks of school. In order for the children to grow emotionally, behavior issues will be handled on an individual basis. The behavior procedure will be as follows:

1. Warning that rules must be followed.
2. Time in a quiet area where the teacher or classroom aide will talk with the child and help them to appropriately overcome their feelings.
3. Note to parents if behavior continues.
4. On occasion, a child may be removed from the classroom if it is affecting the learning of other children.

SCHOOL DAY

The school day is planned to meet the needs of the children at their individual stages of maturity. Since movement is an essential element in the development of younger children, our program is designed to establish balance between active involvement and periods of restful play.



DAILY SCHEDULE AM CLASS

8:45 Arrival/Freeplay
8:45 Clean-up/Restroom
8:55 Opening/Circle Time
9:10 Center Activities
10:10 Clean up
10:15 Snack
10:30 Jesus Time
10:40 Prepare for Dismissal
10:50 Recess
11:00 Dismissal


ALL DAY PREKINDERGARTEN

8:45 AM—3:00 PM

The morning schedule for the all day prekindergarten program will be as previously described in this handbook. (See Reopening Plan for temporary time change)

AFTERNOON SCHEDULE

11:00	Restroom/Wash Hands
11:30	Lunch
12:10	Recess
12:30	Restroom/Prepare for Rest Time
12:45	Rest Time



1:30	Storytime
1:40	Center Activities
2:30	Clean up and prepare for dismissal
2:40	Recess
3:00	Dismiss

The activities in the afternoon will focus on science, social studies, and cooking. We will also do more activities to go along with our weekly morning Bible Stories.

Please pack a healthy lunch for your child. Listed below is an example of what food groups should be met for a healthy lunch:

- 1 Grain (Bread, Cereal, etc.)
- 1 Protein (Peanut Butter, Yogurt, Cheese)
- 2 or more Fruits/Vegetables
- 1 Dairy (Milk, Yogurt)




Hot Lunch

RCS has the option of hot lunch. The cost is \$3.50 per meal or single purchase milk for 50 cents. Please see the form for free or reduced lunch. Each month there will be a preorder form to come home.

ARRIVAL—FREE PLAY

- Caring for wraps
- Giving messages from parents



- Having conversation with the teacher and other children
- Caring for possessions brought for Sharing Time
- Taking part in free play—choice of puzzles, manipulative devices, toys, play house, blocks, readiness games, art materials
- Putting toys away, tidying up the classroom

OPENING


- Taking attendance/Daily Jobs
- Saying the Pledge of Allegiance
- Making weather observations/Calendar

MUSIC & RHYTHM ACTIVITIES

- Sing, dance, doing rhythmic activities, playing rhythm instruments
- Listening
- Playing action games
- Doing fundamental movements to music (walking, running, hopping, marching, etc.)
- Doing finger plays

DISCUSSION TIMES

- Discovering likeness /differences
- Comparing sizes
- Identifying shapes
- Counting
- Learning to recognize colors
- Learning new vocabulary



- Discovering what is missing
- Improving listening skills
- Developing concepts
- Learning to appreciate literature
- Sharing ideas
- Developing sensory perception
- Recognizing names
- Asking and answering questions
- Lengthening the attention span
- Learning to take turns speaking and listening
- Discussing topics to be studied

STORY TIME

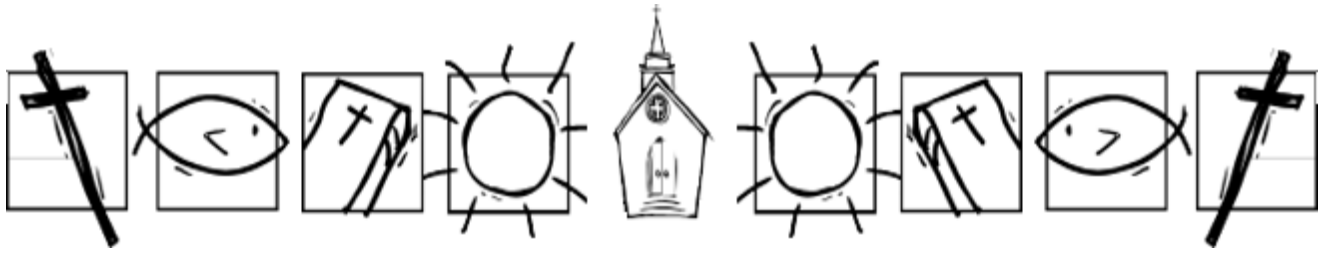
- Listening to stories told by the teacher
- Taking part in discussion
- Having conversations

CENTERS

The daily center activities will be based on the Early Childhood State Standards which will prepare your child for kindergarten.

SNACK TIME

- Using restrooms, washing hands
- Praying
- Eating
- Observing table manners
- Cleaning up



PHYSICAL EDUCATION

Outdoor: Climbing, sliding, playing games

Indoor: Playing games, throwing and tossing games using balls or beanbags, tumbling, balancing, physical fitness exercises, large muscle activities (running, jumping, skipping, walking, hopping, crawling)

ART


- Preparing items for display in room
- Taking part in discussion
- Using crayons, paints, scissors, pencils, paint brushes, and chalk

RELIGION (JESUS TIME)

- Saying the Pledge to the Christian flag
- Listening to Bible stories
- Listening to Christian living stories
- Giving dramatizations
- Singing
- Taking part in discussions
- Praying
- Doing finger plays

CLOSING


- Distributing notes, projects or papers to take home
- Tidying up the classroom
- Getting wraps on
- Saying closing prayer
- Dismissal of class




The Pre-K/Preschool students will go to the school library once a week for story time. Each child will check out a book to be kept in the classroom. They will also have a short chapel service each week.

OUR AIMS AND OBJECTIVES FOR PREK

1. To develop the child's vocabulary and speech patterns
2. To teach the child to follow directions
3. To improve physical coordination
4. To aid in emotional and social growth
5. To teach the child basic health and safety rules
6. To help the child accept and respect authority
7. To teach the child to be considerate and courteous to others
8. To help the child to respect the rights and property of others
9. To lead the child to appreciate the wonders of God's creation and His great love in sending Jesus Christ as the Savior from sin
10. To lead the child to trust and believe in Jesus as his/her Helper and Savior.
11. To make the adjustment to school happy and wholesome
12. To help the child become aware of and have an interest in the world about him/her
13. To give the child many opportunities to work and play cooperatively with others in a group
14. To teach the child to act and think for him/herself




15. To help the child feel at ease when talking to a group
16. To teach the child good sportsmanship—to be willing to accept loss at times
17. To provide opportunities to work with a variety of materials for the purpose of fostering creative expression
18. To follow the child's progress in all phases of growth through observation and through conferences with parents
19. To help the child feel a real sense of belonging and full acceptance for all people
20. To help the child develop and manifest some degree of self discipline and self-control
21. To ready the child for formal instruction in all academic subjects



PRAYER FOR OUR SCHOOL

Lord God,

Heavenly Father, who has blessed us much more than we deserve with a fine school, faculty and student body, make us truly grateful for this blessing and grant your Holy Spirit to our teachers, students, and parents so that this coming year and years to come may prove a real blessing to us all. Give the teachers wisdom to teach the children that Jesus Christ is their Savior and loves them. Help us all to be strengthened in our faith and to love Him in return Who has said, *"Let the little children come to Me, and do not hinder them; for the kingdom of heaven belongs to such as these."* Trusting that we will listen to this request in the best possible way by operating this, our school, we ask your blessing upon our efforts and your protection upon all. Amen.




Redeemer Christian School Pre-School & Pre-Kindergarten Handbook




MISSION STATEMENT OF REDEEMER CHRISTIAN SCHOOL

To instill in children a foundation and faith in Christ, and to assist families as they prepare their children for LIFE – spiritually, academically, and socially.



A Great Place to Grow!



REDEEMER
CHRISTIAN SCHOOL

2141 5th Street

Cuyahoga Falls, OH 44221

330-923-1280

www.redeemerlutheran.us

facebook.com/redeemerchristian